
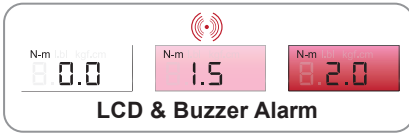



DIGITAL TORQUE BAR

PORTABLE TORQUE BAR WITH LCD DIGITAL DISPLAY



APPLY ON SCREWDRIVER HANDLE



LOW BATTERY DISPLAY(<15%)

SPECIFICATION

Model No.	ET-01
Accuracy	±4% (<2 Nm), ±2% (2-10 Nm)
Drive Size	1/4"
Range	0.5 - 10 Nm
Display resolution	0.1
Unit selection	N-m, l-lb, kgf.cm
Size	150 x 18.8 x 18.8 mm
Weight	67g

BATTERY & CHARGING

BATTERY



3.7V,300mAh rechargeable lithium-ion battery

CHARGING TIME



Approximately 2 hours(full charge)

STANDBY TIME



Up to 1 year

AUTO POWER OFF



After 3 minutes of inactivity

BATTERY CAPACITY



5 min per cycle



up to 120 uses



BICYCLE PART ADJUSTMENT